

THANK YOU FOR YOUR PURCHASE!




Did you know that when you leave feedback on TPT you earn credits towards future purchases?

★★★★★ Extremely satisfied

I truly appreciate your feedback to help my little store grow.

LET'S BE FRIENDS

Access my
Freebie
Library



Stay updated on new product announcements (they are 50% off for the first 24 hrs posted!) by following me on TPT, checking out my website, and subscribing to my newsletter.



If you have any questions or concerns please email me at:
heartandmindteaching@gmail.com

♥
Ashley

GOOGLE SLIDES

Your resource comes with a digital version for use in Google Slides via Google Classroom. Follow these steps to upload your resource.

1 Click here  [What Would You Do?](#)

2 You will be prompted to make a copy of the resource. Click on the blue box that says “Make a copy” and the resource will go directly into your Google drive.

Google Drive

Copy document

Would you like to make a copy of Career Interest Inventory?

Make a copy



3 Go to your Google Drive and locate the copy of the file. You can rename the file at this point or add/delete slides.

4 Next, go to your Google Classroom and add an assignment. Select the Google Drive Symbol and select the resource you want to assign.

5 From here, you should see a grey box that says “Students can view file.” Click the grey box. A dropdown menu should appear. Select, “Make a copy for each student.”

YOU HAVE TO MAKE A COPY FOR EACH STUDENT!

Otherwise they will all be editing the same file.

Click “Assign” in the top right corner if you’re ready to post!

This product is meant to be used in “edit” mode (not “presentation” mode). Edit mode is the only mode that allows drag & drop and writing in text boxes.

Helpful links for using Google Classroom:

[Teacher Tips for using Google Classroom \(TPT blog\)](#)

[Getting Started with Google Classroom \(youtube video\)](#)

WHAT WOULD YOU DO?

Session Objective:

*Students will identify and practice ways to make good choices.

Materials:

*Handouts, pencils, computer.

Guiding Questions:

*What are some ways to make good choices?

*How can making good choices help you?

*How do we look to others when we make good choices or bad choices?

ASCA Standards Alignment:

*Mindset: Belief in development of whole self, including a healthy balance of mental, social/emotional and physical well-being. (M 1)

*Learning Strategies: Critical thinking skills to make informed decisions. (B-LS 1)

*Behavior: Self-Management: Self-discipline and self-control. (B-SMS 2)

SEL Competencies:

*Self-management: Stress management, self-discipline, impulse control.

*Responsible Decision-making: Analyzing situations, solving problems, evaluating.

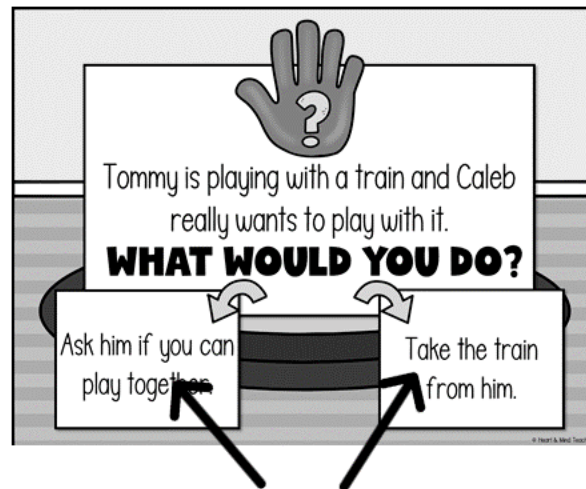
*Social Awareness: Respect for others.

Session Details

*Activity Summary: Present the PowerPoint, when viewing in "slideshow mode" you can click on "next question" and "try this question again" to get to certain slides. If you click anywhere else, it will always go to the next slide. Go through the slides on how to make good choices. Then, pass out the handouts. Go through the Good Choices practice slides. Have students put what they think the answer is on their handout, then click on the answer that is the general consensus of the class. If it's correct, you go to the next slide. If it's not correct, you have the option to go back and re-do the question or just move onto the next question. This will depend on how much time you have for the lesson.

*Script: Say "Today we are going to be learning about making good choices. We can make good choices by following rules, sharing and taking turns, using coping skills, helping others, standing up for yourself and others, and prioritizing what's important." Review each poster. "Now we are going to practice our skills, I will put a question on the screen and you will put a checkmark on the answer you think is the best choice on your handout with the corresponding scenario. Ok, which option do we think is the best? (allow for responses, click on the response on the PowerPoint)". Continue through the rest of the scenarios.


POWERPOINT TIPS



Click on one of these answer options. (If you click anywhere else on the slide it will automatically go to the next slide.)



The slide that says "Great Choice" means they got it right.
Click on "Next Question".



The slide that says "Think Again" means they got it wrong. You can either "Try this question again" by clicking at the top right. or click on "Next Question" to move on.

POSTERS

(Print the Black and White version to use as
Coloring Sheets.)

HOW TO MAKE GOOD CHOICES


Think about what matters most to you.

Practice self-control.

Make a pros and cons list.

Seek input from trusted people.

Trust your instincts and gut feelings.




Consider the short and long term consequences.


Explore different options/alternative choices.

Learn from previous poor choices.

Gather information.




I CAN MAKE GOOD CHOICES



Share and
take turns.




Stand up for
yourself
and others.



Prioritize
what's
important.



Use coping
skills.



Follow the
rules.



Help others.


I CAN MAKE GOOD CHOICES BY:

Sharing and
taking turns.

✓ Sharing materials,
books, toys, and
responsibilities.

✓ Taking turns to use
playground
equipment, toys,
computers, and
when playing games.

✓ Being
considerate of
other's needs.



I CAN MAKE GOOD CHOICES BY:

Standing up for yourself and others. ✓ Assert and advocate for yourself.



✓ Stand up to bullies.

✓ Defend and help others when you can.

I CAN MAKE GOOD CHOICES BY:

Using
Coping
Skills.

✓ Take breaks
when needed.

✓ Practice deep,
slow breathing
to calm yourself.

✓ Seek support
from trusted
friends and
family.



I CAN MAKE GOOD CHOICES BY:

Following
the
rules.



Raising your hand
before you speak,
staying seated,
cleaning up, being
respectful.



Listening to
teachers, parents,
and other
leadership figures.



Completing
household
chores.



I CAN MAKE GOOD CHOICES BY:

Helping
others.

✓ Comforting and
listening to
others.


✓ Performing acts
of service (doing
something for
someone).

✓ Sharing your
knowledge,
skills, or items.



I CAN MAKE GOOD CHOICES BY:

Prioritizing
what's
important.



✓ Avoid
Procrastinating.

✓ Balancing academic
responsibilities,
hobbies,
extracurricular
activities, and
downtime.

✓ Focusing on
what is most
important first.

WORKSHEETS


WHAT WOULD YOU DO?

Read the scenarios and put a checkmark on the best choice.



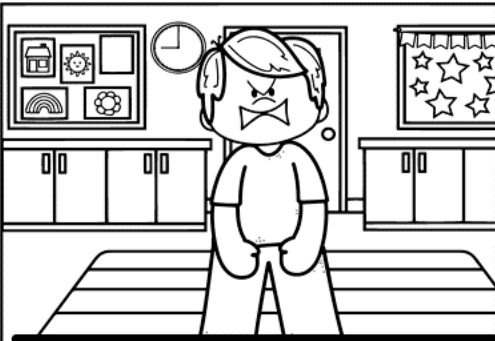
Tommy is playing with a train and Caleb really wants to play with it.

WHAT WOULD YOU DO?



Ask him if you can play together.

Take the train from him.



Justin is getting more and more frustrated trying to figure out a problem.

WHAT WOULD YOU DO?




Keep going until you figure it out.

Do some slow breathing and counting until you feel calmer.



Kelvin sees a classmate fall down and hurt themselves.

WHAT WOULD YOU DO?



Offer to help or get help.

Laugh at the classmate.

WHAT WOULD YOU DO?

Read the scenarios and put a checkmark on the best choice.




Trisha's teacher has told her several times to not rock back in her chair.

WHAT WOULD YOU DO?




Keep doing it when she is not looking.

Stop rocking in the chair.




Nishka wants to be line leader this week and it's Brian's turn.

WHAT WOULD YOU DO?




Go in front of him in the line.

Wait for your turn to be line leader.



Gianna wants to play with the ball that her friend has.

WHAT WOULD YOU DO?




Take the ball from her.

Ask her if you can play with it when she is done.

WHAT WOULD YOU DO?


Read the scenarios and put a checkmark on the best choice.



Watch him build and ask if when he's done you can knock it over.

Luis sees his classmate building a tower, he loves knocking things over.

WHAT WOULD YOU DO?



Knock the tower over.




Worry about the test.

Lee has a big test coming up and wants to do well.

WHAT WOULD YOU DO?



Study for the test.



Talk to your friend and tell them how you feel.

Kellon is upset about something his friend said to him.

WHAT WOULD YOU DO?



Keep it to yourself.


WHAT WOULD YOU DO?

Read the scenarios and put a checkmark on the best choice.



Kristy lost her bracelet, she is really upset.

WHAT WOULD YOU DO?




Help her search for the bracelet.

Tell her to forget about it.



George's teacher tells him not to rush and to pay attention to where he is walking but he is running late.

WHAT WOULD YOU DO?



Slow down and pay attention.



Keep rushing to get there.




Danielle really wants to improve her ballet skills.

WHAT WOULD YOU DO?



Practice your skills until you see improvement.



Watch TV shows about ballet.

WHAT WOULD YOU DO?

Read the scenarios and put a checkmark on the best choice.



Michael and his brother see there are a lot of leaves in your elderly neighbor's yard.

WHAT WOULD YOU DO?



Rake the leaves for the neighbor.

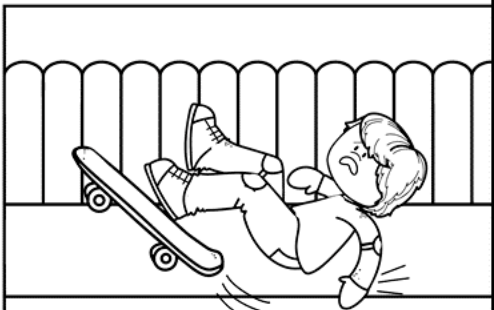


Play in the leaves.




Derek's mom agrees to get him a skateboard, but he is not allowed to attempt any tricks on it. He really wants to do tricks, though.

WHAT WOULD YOU DO?



Attempt a trick.




Practice using it without doing any tricks.




Lucy has a speech she is very nervous to give in front of others.

WHAT WOULD YOU DO?




Practice the speech.



Wait till the last minute to prepare.


WHAT WOULD YOU DO?

Read the scenarios and put a checkmark on the best choice.




Brody sees another student is lost and can't find their way.

WHAT WOULD YOU DO?



Let them figure it out.

Ask if you can help.



Ciara is feeling sad and can't seem to feel better.

WHAT WOULD YOU DO?




Call a friend to talk about it.

Keep it to yourself.



Kenzo is trying to study and his brother is playing loud music next door.

WHAT WOULD YOU DO?



Try to keep studying even with the noise.

Ask him to lower the music.

WHAT WOULD YOU DO?


Read the scenarios and put a checkmark on the best choice.




Take a break to eat.

Darby is hungry but she is trying to finish her homework.

WHAT WOULD YOU DO?




Keep working while hungry.



Keep going until you complete it.

Violet can't figure out the project she is working on and wants to give up.

WHAT WOULD YOU DO?



Give up.



Follow the rules

Fiona sees her classmates goofing off and wants to join in the fun.

WHAT WOULD YOU DO?



Join in.

WHAT WOULD YOU DO?

Read the scenarios and put a checkmark on the best choice.




Walter's friend wants to read the book that he is reading.

WHAT WOULD YOU DO?




Offer to share it.

Tell him you found it first.




A safety patrol tells Tristin to walk when she is running.

WHAT WOULD YOU DO?




Slow down and walk.

Ignore him and keep running.



At the beach, James' dad tells him to stay close and in the float because there are rip currents. He wants to swim though.

WHAT WOULD YOU DO?



Stay close and in the float.

Swim when he is not looking.

WHAT WOULD YOU DO?

Read the scenarios and put a checkmark on the best choice.



Follow the cafeteria rules.

Dana's table in the cafeteria is always getting in trouble. She feels like she might as well misbehave because they always get on red anyways.

WHAT WOULD YOU DO?




Misbehave.




Hope that you can do well without studying.

Lisa's teacher hints at a possible pop quiz tomorrow. She has a lot of after school activities and is too tired to study.

WHAT WOULD YOU DO?




Study, even if you have to miss an activity.



Laugh.

Nick and his friend are by the lake and his friend falls in.


WHAT WOULD YOU DO?



Help or call for help.

WHAT WOULD YOU DO?


Read the scenarios and put a checkmark on the best choice.




Walk away and mind your business.

Dante sees someone being bullied in the hallway.

WHAT WOULD YOU DO?




Tell the bully to stop.




Help him look for the dog.

Jameson's friend lost his dog and he is very sad about it.

WHAT WOULD YOU DO?



Tell him you are sorry he's sad.



Keep quiet and hope they stop.

A classmate is being mean to Nikki, it's really hurting her feelings.



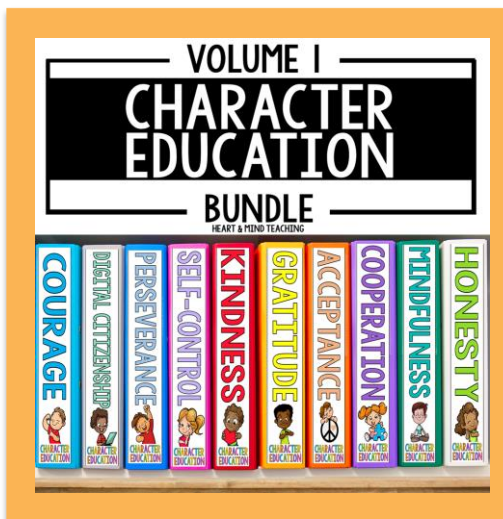

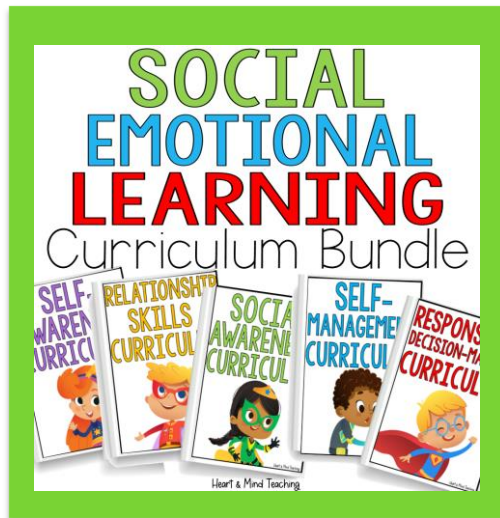

WHAT WOULD YOU DO?



Tell them to stop.

CHECK THESE OUT

CLICK ON THE PICTURES TO GET A CLOSER LOOK.



COUNSELOR
Collab
— with Laura & Ashley —



Would you like to spend less time browsing for resources and lesson planning, and more time serving students? Let Laura from [Music City Counselor](#) and Ashley from [Heart and Mind Teaching](#) do the work for you!

CLICK TO COLLAB

MEMBER PERKS

- ♥ Data-driven resources by theme.
- ♥ \$35+ value of ready-to-use materials.
- ♥ Lessons, group curriculums, forms, & activities.
- ♥ Tier 1, 2, and 3 research-based resources.
- ♥ No contracts, cancel anytime.

HEART+MIND
TEACHING



THANK YOU

FOR SUPPORTING MY LITTLE SHOP.

Hi there! I'm Ashley- a School Counselor, curriculum developer, blogger, and mama to two young boys. I have a passion for creating fun and engaging resources for Counseling and Social Emotional Learning.

LET'S BE FRIENDS


Ashley

Access my
Freebie
Library



FOLLOW FOR EXCLUSIVE SAVINGS

New products are 50% off for 24hrs.

CLICK HERE

★ HOW CAN YOU EARN TPT CREDITS? When you leave feedback, TpT rewards you with credits that you can use toward future purchases.

ACCESS MY FREEBIE LIBRARY

Join my Newsletter to be informed of all future added freebies.

I WANT FREEBIES

TERMS OF USE

© Heart and Mind Teaching, 2024. All rights reserved. Purchase of this item entitles the purchaser the right to reproduce for classroom, personal, and google classroom use only. Use in multiple classrooms, requires the purchase of additional licenses. Redistribution or duplication of this product is strictly forbidden without the written permission of the publisher. Copying any part of this product and placing it on a publicly accessible website is strictly forbidden and is a violation of the Digital Millennium Copyright Act (DMCA). You may post this for single-classroom use on a password protected student site such as google classroom. **You may NOT post my products on any public, for-profit, or commercial websites or entities, such as Outschool.** Please do not sell or distribute any part of this as your own. Thank you for abiding by universally accepted codes of professional ethics while using this product.



If you have any questions or concerns please email me at:

heartandmindteaching@gmail.com

CREDITS

